



Sample Patient Report

MIRIDIA
ACUPUNCTURE
TECHNOLOGY

www.AcuGraph.com

Note:

This packet contains a sample patient report, printed from AcuGraph 4. We've also included a few notes about how to read the reports.

The following page is the "Report Explanation" designed to teach the patient how to read the report.

The page after that (page 2) is the "Brief Report for File" designed as a summary of the graph for your records. This one-page report shows the patient's baseline graphs, and prints the available treatment protocols for this graph on this date.

The rest of the pages, 3 through 14, show many of the most-used printout options. These components can be individually selected or excluded from each report, based on your preferences to show more or less information

Reports can be printed, e-mailed, or saved as PDF files. They are also retained in the AcuGraph software to be permanently available.

As you can see, AcuGraph makes report generation very flexible and complete, to assure that you get the most precise information you need for your report every time! With built in assistance to teach patients how to understand their reports, it also saves you time and reaffirms to your patient the commitment you have to using the best tools available.



AcuGraph Patient Report

Enclosed is a copy of your AcuGraph exam report. This report gives the results of your AcuGraph Digital Meridian Imaging evaluation for the date and time indicated. This report assists your health care provider to choose the most appropriate treatment for you.

Understanding your AcuGraph Report

The report shows your relative energetic balance in each of the acupuncture channels, or meridians, as well as the relationships between the channels. Some of the channels may show energetic disturbances, as indicated by the various colors shown on the graphs.

Your results are shown in a variety of graphical formats, each highlighting different information. All the reports use a common group of abbreviations for the names of the various acupuncture channels, as follows:

LU Lung	PC Pericardium	HT Heart
SI Small intestine	TE Triple energizer	LI Large intestine
SP Spleen	LR Liver	KI Kidney
BL Bladder	GB Gall bladder	ST Stomach

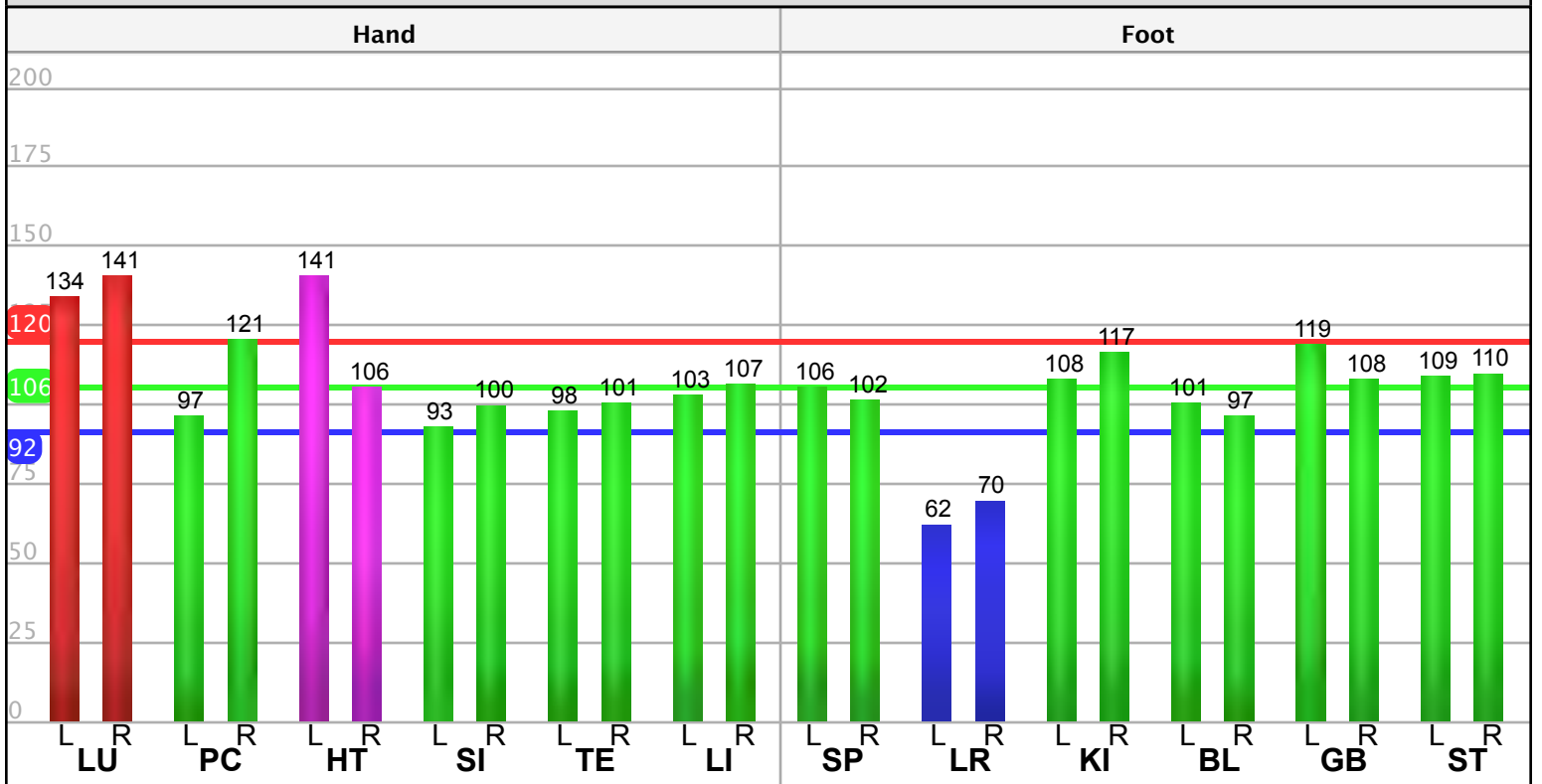
Please don't be alarmed if imbalances are indicated. These do not necessarily indicate disease, but rather they show energy imbalances in need of correction. According to the theories of Traditional Chinese Medicine, these imbalances, left uncorrected, may lead to future problems and symptoms. Therefore, one of your practitioner's goals will be to provide appropriate treatment to correct any imbalances shown in this report.

This report may also contain written information about any imbalances identified. Remember, this information is general and all statements may not specifically apply to your case, but will give generalized information about these findings.

What to Expect

Your practitioner will review and discuss this report with you and incorporate its findings into your treatment plan. Your treatment will likely include future AcuGraph examinations to monitor your progress during the course of treatment. If you have any questions, please discuss them with your health care provider.

Example Patient - 8/7/05 11:00 AM - Source Points



High: ■ Low: ■ Split: ■ Normal: ■

Basic Treatment

Point	Reason
HT 5	HT Split
LU 5	LU High
LR 8	LR Low

Advanced Treatment

Point	Reason
HT 5	HT Split
LR 4	+LU,-LR

Auriculotherapy

Point	Reason
P.Z.	# Imbalances
HT 5	HT Split
LR 8	LR Low

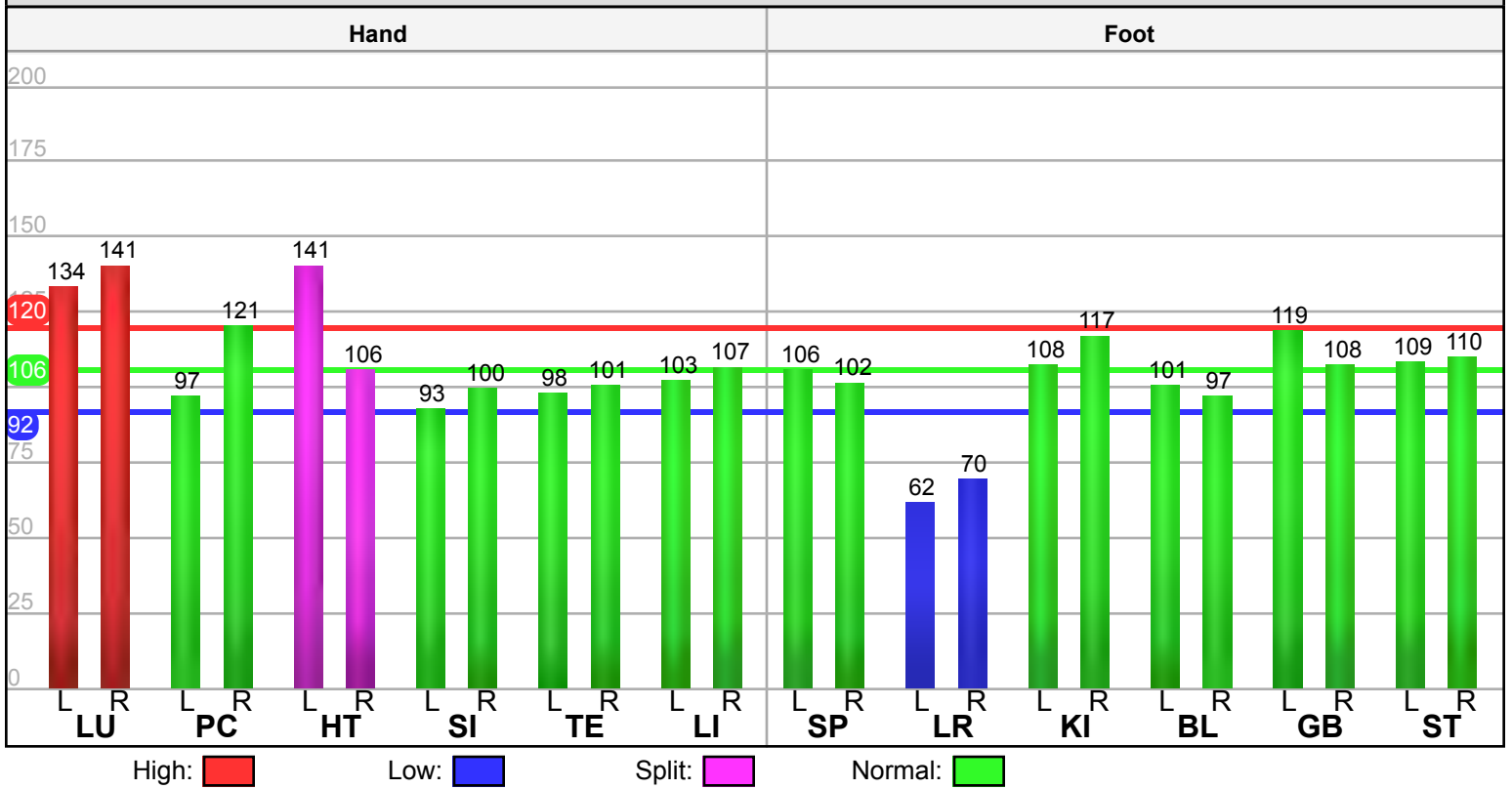
Associated (Shu)

Point	Reason
BL 13	LU + or -
BL 18	LR + or -

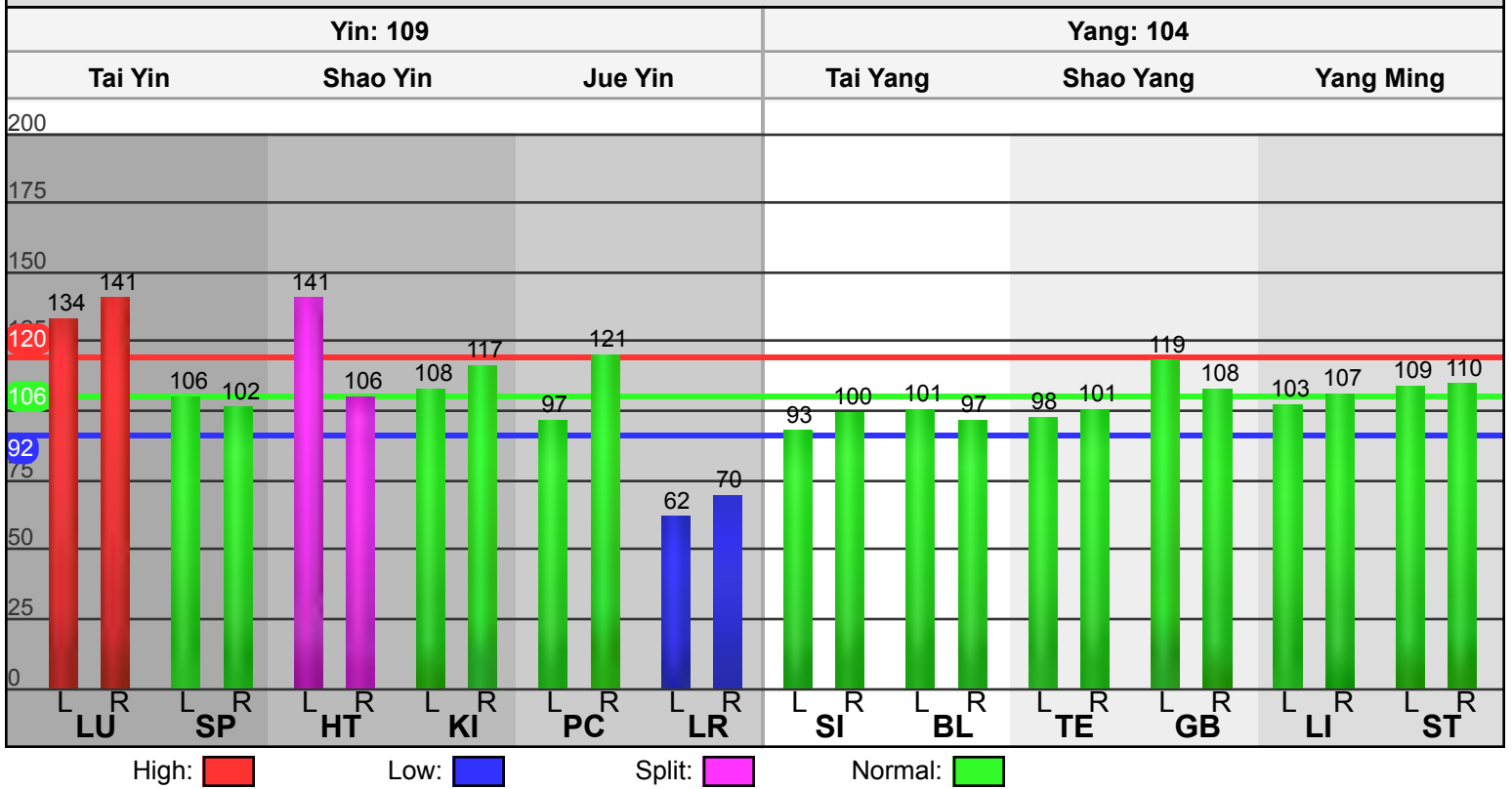
Subluxations

Channel	Levels
LU	C7-T3
HT	T1-T5
LR	T2,T5-T9

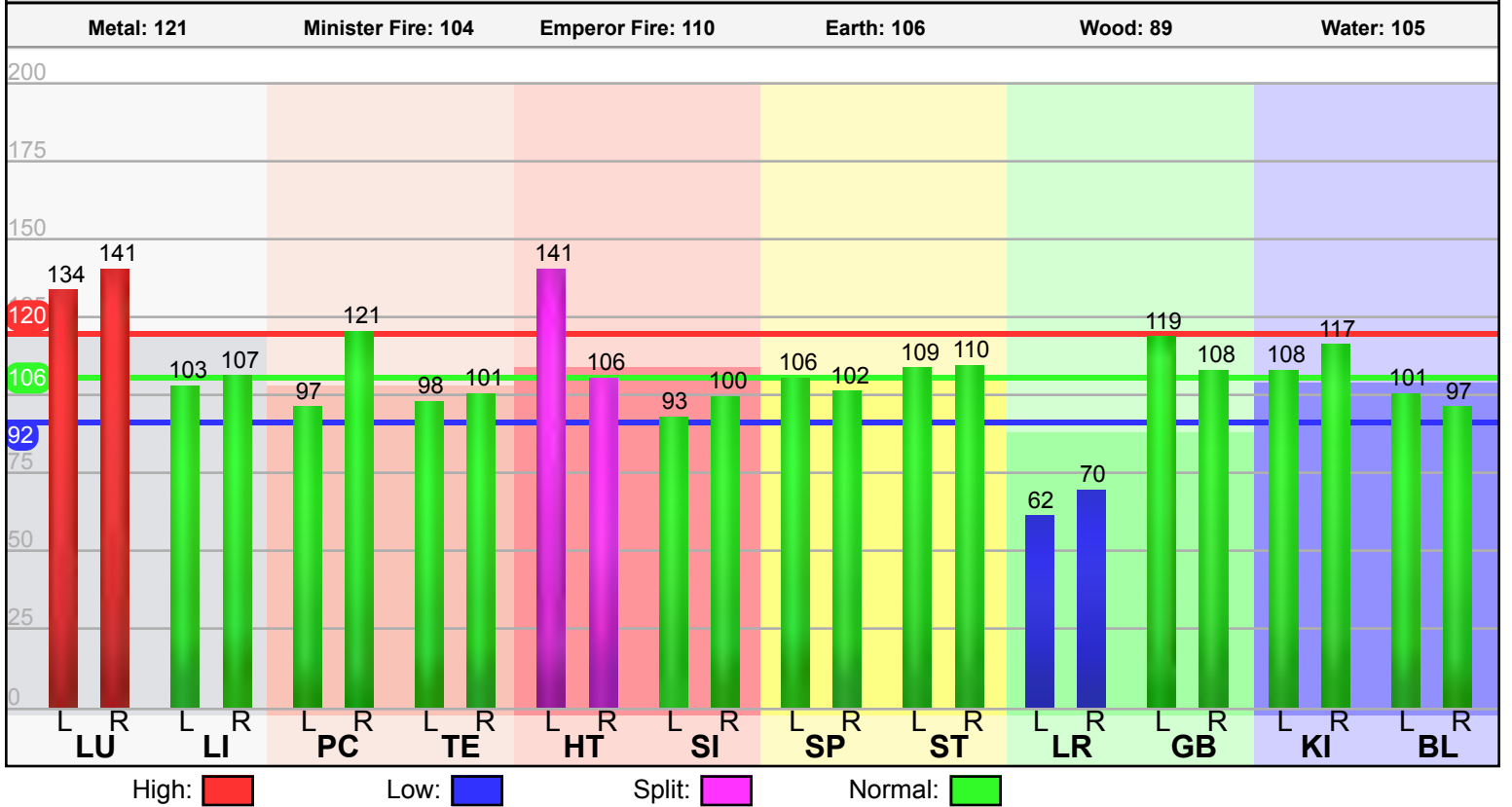
Example Patient - 8/7/05 11:00 AM - Source Points



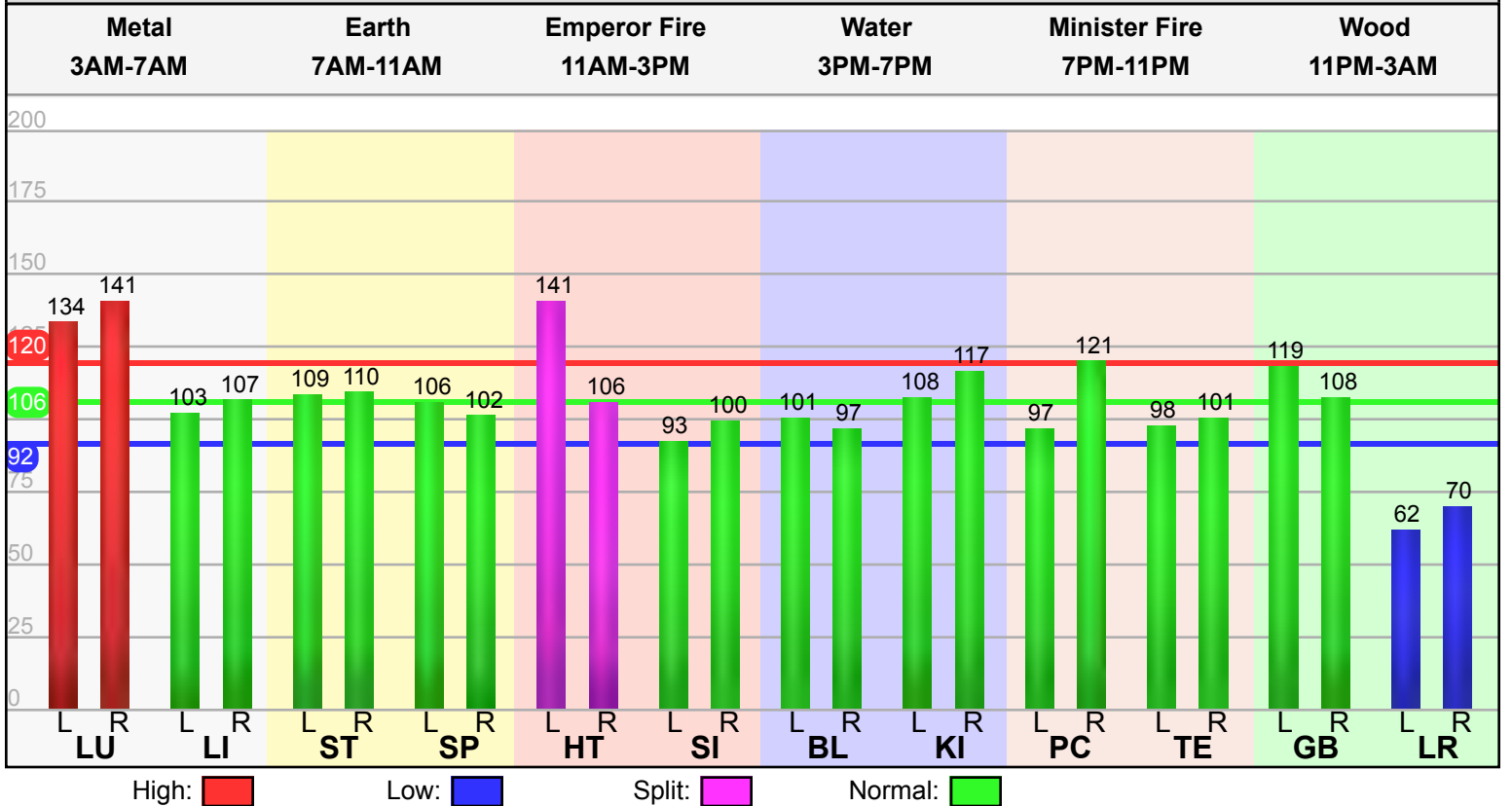
Example Patient - 8/7/05 11:00 AM - Source Points



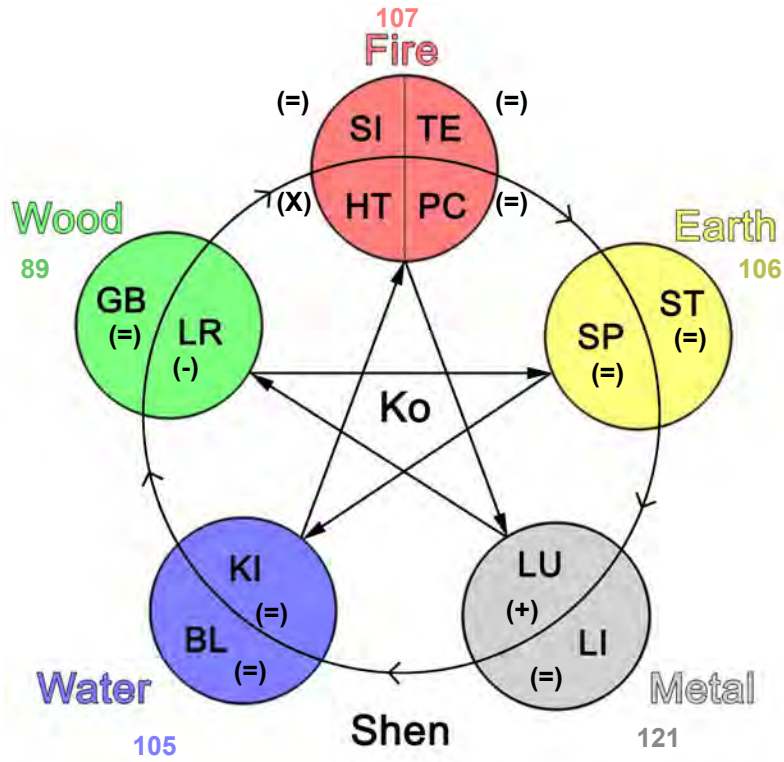
Example Patient - 8/7/05 11:00 AM - Source Points



Example Patient - 8/7/05 11:00 AM - Source Points



Example Patient - 8/7/05 11:00 AM - Source Points



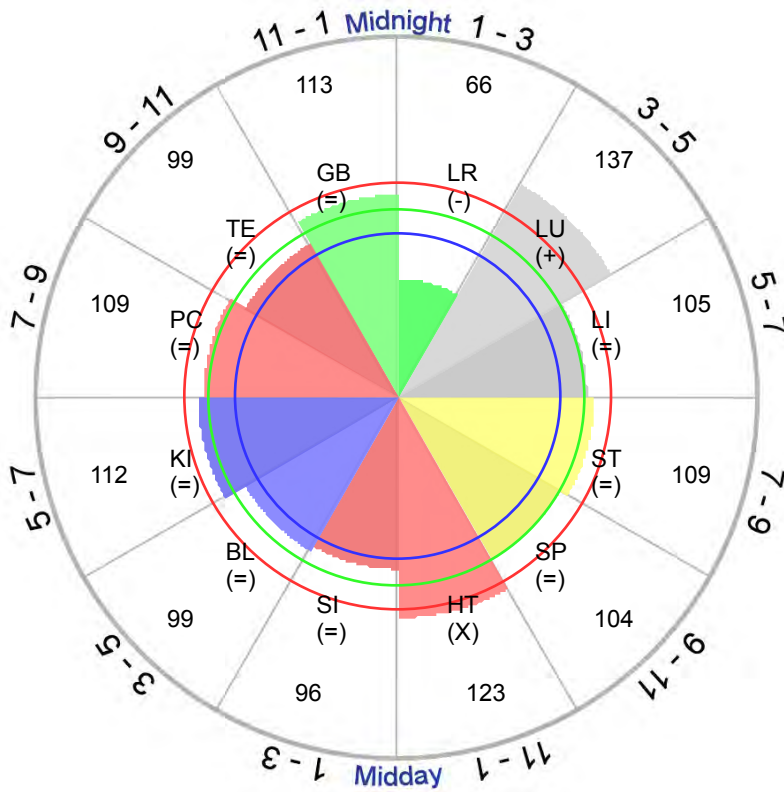
High: (+)

Low: (-)

Split: (X)

Normal: (=)

Example Patient - 8/7/05 11:00 AM - Source Points



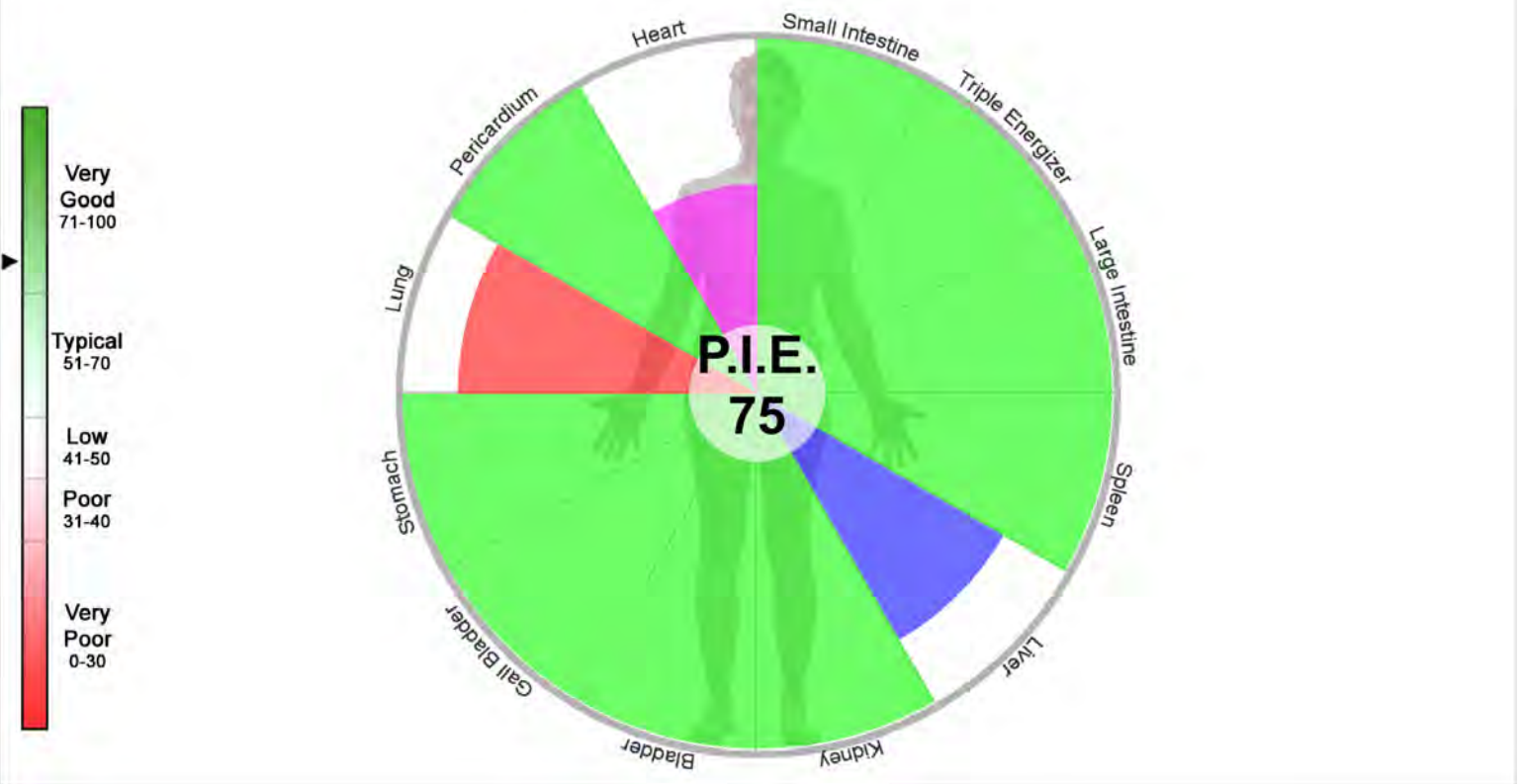
High: (+)

Low: (-)

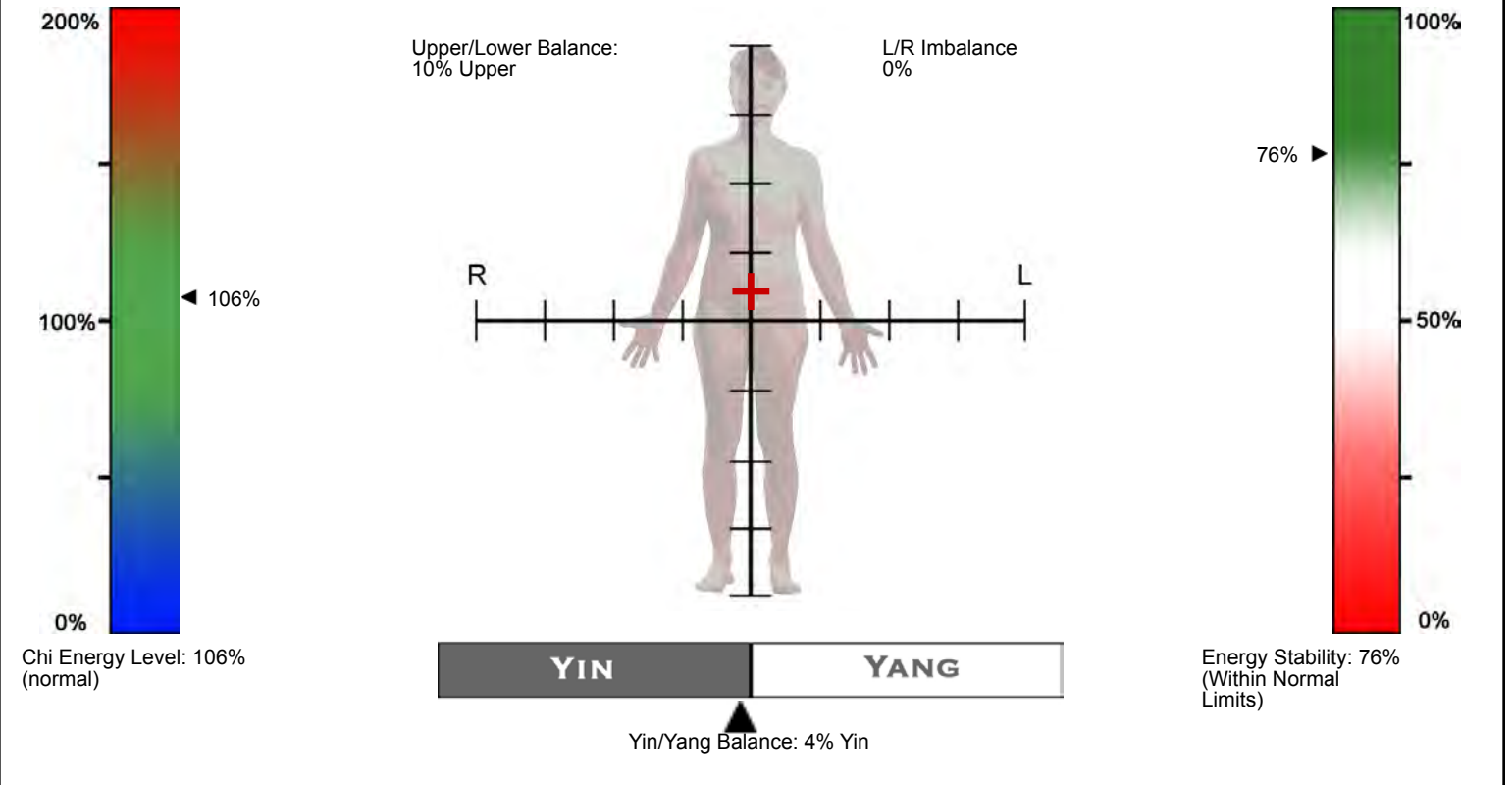
Split: (X)

Normal: (=)

Example Patient - 8/7/05 11:00 AM - Source Points



Example Patient - 8/7/05 11:00 AM - Source Points



Meridian Analysis Information

LU (High)

The Lung Meridian controls respiration and water passages, and assists the heart in controlling blood circulation throughout the body. It affects the skin, hair and nose.

Your Lung Meridian energy is excessive. Excessive energy in the Lung Meridian may be associated with the following symptoms:

- Difficulty breathing, wheezing, asthma, shortness of breath;
- Hacking cough with phlegm, allergy flare-ups;
- Nasal disorders such as nosebleeds and nasal congestion;
- Disorders of the throat including dryness, soreness, congestion, swelling, and pain;
- Cramping, pain, swelling or stiffness of the chest, rib cage, shoulder, arm, hand;
- Edema; breast lumps.

EMOTION: Imbalance in the Lung Meridian may be associated with feelings of worry, sadness and/or grief.

SPINAL ASSOCIATION: Imbalances in this meridian may be associated with subluxation at the C7, T1, T2 and/or T3 level(s).

HT (Split)

The Heart Meridian regulates the heart, blood circulation, facial complexion, and mental/emotional functions.

Your Heart Meridian energy is split. This means there is a significant disturbance in this meridian's energy between the right and left sides of your body. Split energy in the Heart Meridian may be associated with the following symptoms:

- Disorders of the tongue, throat, face or complexion;
- Disorders of the heart and chest, palpitations;
- Speech impairments, anxiety;
- Weakness, cramping, pain, swelling or stiffness of the arm, breast, chest or navel.

EMOTION: An imbalance in the Heart Meridian may be associated with feelings of heartache, lack of joy, or long-standing emotional problems.

SPINAL ASSOCIATION: Imbalances in this meridian may be associated with subluxation at the T1, T2, T3, T4, and/or T5 level(s).

LR (Low)

The Liver Meridian controls the blood volume and regulates menstruation, bile secretion and energy flow throughout the body. It nourishes tendons, ligaments and cartilage. It also contributes to the body's resistance to pathogens.

Your Liver Meridian energy is deficient. Deficient energy in this meridian may be associated with the following symptoms:

- Menstrual disorders: amenorrhea or scanty periods;
- Vision problems: dry eyes, blurred vision;
- Eczema, psoriasis;
- Tendon and ligament disorders: muscle cramps, poor flexion and extension, numbness or tingling of the limbs, cold hands and feet;
- Dry, brittle or cracked nails; contraction of the genitals, impotence;
- Weakness, pain, swelling or stiffness of the foot, leg, genitals, abdomen, ribs, chest, throat, eye, face, or head.

EMOTION: The Liver Meridian influences the ability to courageously plan life, finding a sense of direction with creativity and inspiration. An imbalance in the Liver Meridian may manifest in frustration, depression, repressed anger, rage, tension, irritability, lack of direction, or mental confusion.

SPINAL ASSOCIATION: Imbalances in this meridian may be associated with subluxation at the T2, T5, T6, T7, T8, and/or T9 level(s).

Element Information

Your most dominant element is Metal. The Metal Element contains the Lung and Large Intestine meridians. These govern energy in the body and regulate water passage and respiration. The Metal Element has the following associations:

- Sense Organ: Nose
- Tissue: Skin
- Taste: Pungent
- Color: White
- Sound: Crying
- Odor: Rotten
- Emotion: Grief/Sadness
- Season: Autumn
- Environment: Dryness

Your least dominant element is Wood. The Wood Element contains the Liver and Gall Bladder meridians. These regulate body chemistry and energy distribution. The Wood Element has the following associations:

- Sense Organ: Eyes
- Tissue: Tendons
- Taste: Sour
- Color: Green
- Sound: Shouting
- Odor: Rancid
- Emotion: Anger
- Season: Spring
- Environment: Wind

Dietary Recommendations

Foods recommended to improve your energetic balance:

Vegetables

Leek, Tomato

Fruit

Blackberry, Blackcurrant, Crabapple, Gooseberry, Grape, Kumquat, Lemon/Lime, Lychee, Orange, Plum, Quince, Raspberry, Strawberry

Oils and Enhancements

Vinegar

Beverages

Lemon Balm, Spirits, Wine

Seasonings and Spices

Hawthorn, Juniper, Purslane

Nuts and Seeds

Pistachio

Fish and Seafood

Trout

Dairy

Cheese, Yogurt

Ratio Information

Yin vs. Yang

Your Yin/Yang energy balance is relatively equal with a slight Yin tendency of 4%.

Upper vs. Lower

Your Upper/Lower energy balance is relatively equal with a slight ↑ tendency of 10%.

Right vs. Left

Your Left/Right energy balance is equal.

Energy Level

Your overall level of chi energy is within the normal range (106%).

Energy Stability

Your energy stability is within normal limits (76%), likely indicating good autonomic nervous system balance.

Custom Treatment Recommendations

No Custom Treatment Recommended

Notes

8/7/05 11:00 AM

This is where you can add your own notes to the graph findings. Notes can be any length and are saved in the database with the graph information.

Basic Treatment



HT 5: Tong Li (Penetrating the Interior)

Location:

1 cun proximal to the distal wrist crease when the palm faces upward, radial to the flexor carpi ulnaris tendon.

Attributes:

Luo point of the Heart channel, Ma Dan-yang Heavenly Star point.

TCM Actions:

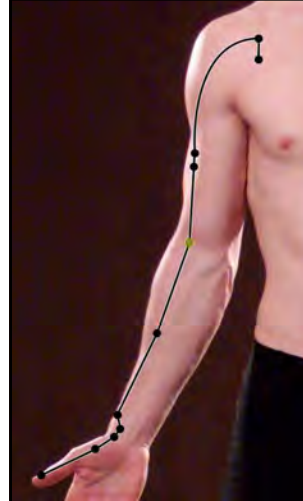
Quiets the spirit and regulates heart qi.

Indications:

Palpitations and racing of the heart; dizziness; sore, swollen throat; sudden loss of voice; stiff tongue preventing speech; pain in the wrist and arm; numbness of the arm; axillary pain; trembling hands.

Needling Information:

Perpendicular insertion .3 - .5 cun. Moxibustion is applicable.



LU 5: Chi Ze (Cubit Marsh)

Location:

In the elbow crease, in the depression slightly lateral to the biceps tendon.

Attributes:

He-Sea, Sedation, and water point of the Lung channel.

TCM Actions:

Discharges lung fire; downbears counterflow qi; clears upper-burner heat.

Indications:

Cough; coughing or vomiting blood; afternoon fever; thoracic fullness--asthma, dyspnea, distention and fullness in the chest, chest pain, shortness of breath; sore throat; vomiting; mastitis; weakness and pain in the elbow and arm.

Needling Information:

Perpendicular insertion .5 - 1.0 cun. When treating acute abdominal pain with vomiting and diarrhea, prick the cephalic vein on LU 5 to bleed. No moxibustion.



LR 8: Qu Quan (Spring at the crook)

Location:

At the medial end of the flexed knee crease, in a depression anterior to the tendons of semimembranosus and semitendinosus muscles.

Attributes:

He-Sea, Tonification and water point of the Liver channel.

TCM Actions:

Clears damp heat; benefits the bladder; drains liver fire; frees the lower burner; soothes the sinews and quickens the channel; benefits the lower burner.

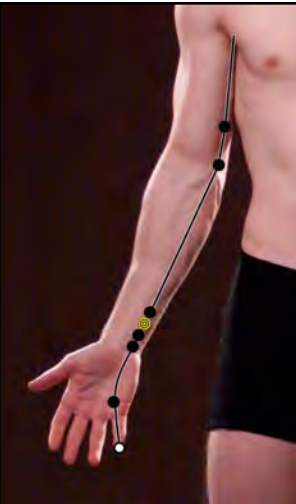
Indications:

Prolapse of the uterus; lower abdominal pain--blood clots in women; urinary retention; genital itch; seminal emission; genital pain; pain in the knee and medial aspect of the upper leg; susceptibility to fright and mania.

Needling Information:

Perpendicular insertion .5 - .8 cun. Moxibustion is applicable.

Advanced Treatment



HT 5: Tong Li (Penetrating the Interior)

Location:

1 cun proximal to the distal wrist crease when the palm faces upward, radial to the flexor carpi ulnaris tendon.

Attributes:

Luo point of the Heart channel, Ma Dan-yang Heavenly Star point.

TCM Actions:

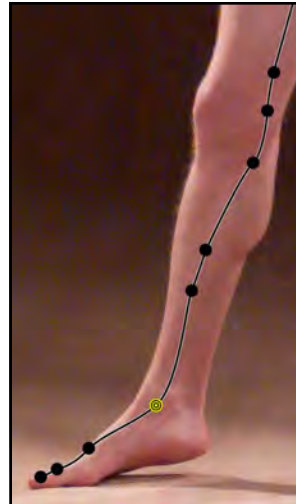
Quiets the spirit and regulates heart qi.

Indications:

Palpitations and racing of the heart; dizziness; sore, swollen throat; sudden loss of voice; stiff tongue preventing speech; pain in the wrist and arm; numbness of the arm; axillary pain; trembling hands.

Needling Information:

Perpendicular insertion .3 - .5 cun. Moxibustion is applicable.



LR 4: Zhong Feng (Middle Seal)

Location:

Just anterior to the medial malleolus, on the medial side of the tendon of tibialis anterior.

Attributes:

Jing-River and Metal point of the Liver channel.

TCM Actions:

Courses the liver and frees the channel.

Indications:

Pain in the genital region; genital retraction in to the lower abdomen with pain; seminal emission; difficult urination; hernia--from cold; lumbar pain.

Needling Information:

Perpendicular insertion .3 - .5 cun. Moxibustion is applicable.

Auricular Treatment



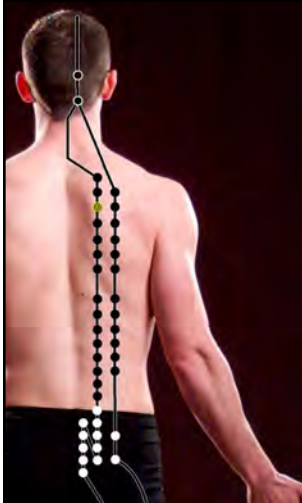
Point Zero

Frequency:
10 Hz.

Point Information:
Produces homeostatic equilibrium and restores energetic balance.

O = Non-Visible Surface
• = Visible Surface

Associated (Back Shu)



BL 13: Fei Shu (Lung Shu)

Location:
1.5 cun lateral to the lower border of the spinous process of T3.

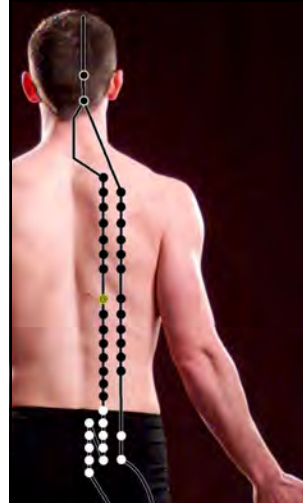
Attributes:
Back-Shu of the Lung.

TCM Actions:
Regulates lung qi; supplements qi and yin of the lung; clears deficiency heat.

Indications:
Cough; asthma; vomiting blood; night sweating; pulmonary atrophy; consumption; cough and dyspnea; tension and stiffness in the back; fullness in the chest and lateral costal region; no pleasure in eating; absence of sweating; sore throat.

Needling Information:
Oblique insertion .5 - .7 cun.
Moxibustion is applicable.

Cautions:
Do not needle perpendicularly due to risk of pneumothorax.



BL 18: Gan Shu (Liver Shu)

Location:
1.5 cun lateral to the lower border of the spinous process of T9, at the highest visible point of the paraspinal muscles.

Attributes:
Back-Shu of the Liver

TCM Actions:
Supplements blood; disperses stasis and dispels damp-heat accumulations; stabilizes the spirit and brightens the eyes.

Indications:
Jaundice; pain in the lateral costal region; vomiting blood; nosebleed; reddening of the eyes; visual dizziness; night blindness; pain in the spine and back; mania and depression; epilepsy; painful accumulations--stagnant blood, masses; cough causing acute pain in the chest and lateral costal region; shortness of breath; lower abdominal pain.

Needling Information:
Oblique insertion .5 - .7 cun. Moxibustion is applicable.

Cautions:
Do not needle perpendicularly due to risk of pneumothorax.

Spinal Treatment

	<p>Associated Channels</p> <p>C7: LU</p> <p>T1: HT, LU, SP</p> <p>T2: HT, LR, LU, PC, TE</p> <p>T3: HT, LU, TE</p> <p>T4: GB, HT, PC</p> <p>T5: GB, HT, LR, SP</p> <p>T6: GB, LR, SP</p> <p>T7: GB, LR, SP</p> <p>T8: GB, KI, LR, PC, SP, ST</p> <p>T9: GB, KI, LR, SP, ST</p>	<p>Associated Muscles</p> <p>LU: Middle and Posterior Deltoid, Levator Scapula, Serratus Anticus</p> <p>HT: Subscapularis</p> <p>LR: Pectoralis Major (sternal division), Rhomboids</p>
--	---	--

Herbal Recommendations



304 LU YANG YIN QING FEI PIAN

Relieving excess Heat in the Lung since 1838 A.D.

- * **TCM Therapeutic Actions:** Nurtures Yin; clears Lung Heat; detoxifies the Lung.
- * **TCM Indications:** Any throat discomfort or Lung Yin deficiency, dry and sore throats with fever, dry cough with blood-tinged sputum due to deficiency of Lung Yin.
- * **Modern Indications:** Chronic bronchitis, acute pharyngitis, and acute tonsillitis.
- * **Contraindications:** Contraindicated during pregnancy.
- * **TCM Contraindications:** Contraindicated for acute cough due to EPI. This formula can be cloying and aggravate dampness and Spleen deficiency. May cause drowsiness.
- * **Comments:** In severe cases or in early stages, may increase dose 50% for a few weeks, then decrease as symptoms improve. This formula is the earliest and most famous TCM recipe for effectively treating diphtheria without antibiotics. It is still in use today.
- * **Recommended Usage:** 2-3 tablets twice daily with warm water.